


Wrap a thin strip of paper around your hand's widest part.
mark the meeting point with a pen.
now measure the length with a ruler / tape.

Now you have the bracelet circumference.

Step 01











Step 02




Step 03



Now use the below chart to find out your Bracelet size

CIRCUMFERENCE (in MM)	DIAMETER (in MM)	BANGLE SIZE
169.4	54.0 	2-2
179.6	57.2 	2-4
189.5	60.3 	2-6
199.4	63.5 	2-8
209.3	66.7 	2-10
219.5	69.9 	2-12
229.4	73.0 	2-14
239.3	76.2 	2-16



Take a ruler and bracelet you already have, Place the ruler at center and measure the largest distance between the inner edges inside the bangle, in mm.

Now you have the bracelet's inner diameter